

Supplementary Appendix for “Ethnicity and Altruism After Violence: The Contact Hypothesis in Kosovo”

Contents

Additional Tables and Figures 2

 Table 2. Robustness Check for Potential Ordering Effects in In-group/Out-group Treatment. 5

Sorting, Selection, and Matching on Covariates 6

 Table 3 . OLS Regression on In-group and Out-Group Dictator Giving By Region..... 7

 Table 4. OLS Regression on In-group and Out-Group Dictator Giving By Region..... 8

 Table 5. OLS Regression on In-group and Out-Group Dictator Giving By Region..... 9

 Table 6. Summary of Variables 10

 Table 7. Outgroup Dictator Giving and Indicators of Reconciliation..... 12

 Table 8. Serb Proximity to Albanians and Indicators of Reconciliation..... 13

 Table 9. Trust and Proximity to Outgroup..... 14

 Table 10. Outgroup Giving and Perceptions of Albanians 15

Baselines 16

 Table 11. Survey Baselines of Ethnic Tolerance by Region (1996-1999)..... 16

Experimental Protocol 17

Survey Task 20

Additional Tables and Figures

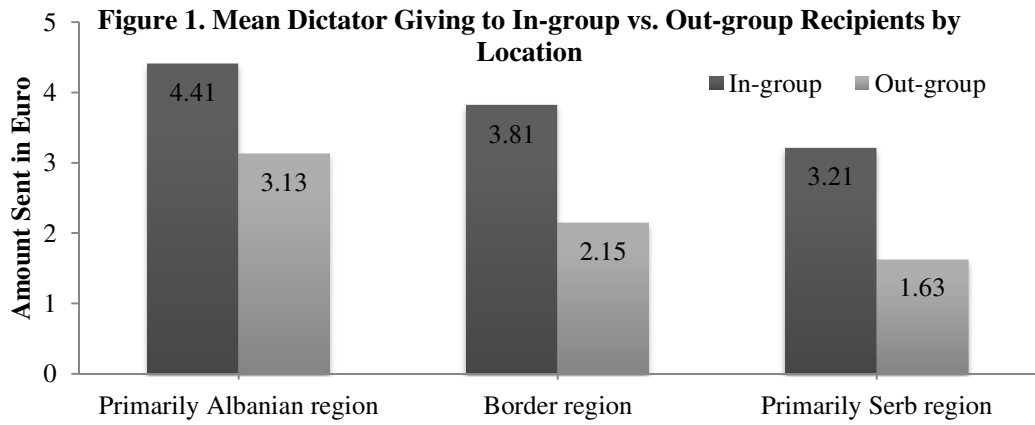


Figure 2. Violin Plot of In-group vs. Out-group Dictator Giving By Location




Table 1. Combined Kolmogorov-Smirnov Balance Tests by Region

Variable	Primarily Albanian region vs. Border region	Primarily Albanian region vs. Primarily Serb region	Border region vs. Primarily Serb region
female	0.07	0.01	0.06
age	0.25	0.27**	0.18
education	0.33**	0.38***	0.11
employed	0.03	0.03	0.00
village	0.00	0.01	0.01
alphaviolence	0.10	0.15	0.08
alphadamage	0.20	0.13	0.16
displaced	0.10	0.02	0.08

*** p<0.01, ** p<0.05, * p<0.1

Ecological Validity and Robustness Checks

We use Tobit regression because we are using limited dependent variables (LDVs) that are self-censored between upper and lower boundaries (0-5 euro). Our results are generally consistent using different forms of robust and clustered standard errors (Angrist and Pischke 2008, Hox 2010). Our results are also generally consistent using other regression estimators such as OLS or ordered Probit. Our analysis is also informed by recent criticism of the experimental literature by Green and Tuscisny (2012).

References.

Angrist, Joshua D., and Jörn-Steffen Pischke. 2008. *Mostly Harmless Econometrics: An Empiricist's Companion*. Princeton: Princeton University Press.

Hox, Joop. 2010. *Multilevel Analysis: Techniques and Applications, second edition*. New York: Routledge.

Green, Donald, and Andrej Tuscisny. 2012. "Statistical Analysis of Results from Laboratory Studies in Experimental Economics: A Critique of Current Practice." Available at SSRN.

Table 2. Robustness Check for Potential Ordering Effects in In-group/Out-group Treatment.
(Tobit regression)

Amount to...	(1) Ingroup	(3) Ingroup	(5) Outgroup	(7) Outgroup
Coethnicfirst	-0.532 (0.388)	-0.486 (0.359)	-0.391 (0.536)	-0.407 (0.506)
South Kosovo		2.150*** (0.500)		2.425*** (0.669)
N. Mitrovica		0.763* (0.390)		0.986* (0.529)
Constant	4.574*** (0.290)	3.812*** (0.319)	2.165*** (0.363)	1.312*** (0.455)
(North Kosovo)	2.271*** (0.177)	2.093*** (0.174)	3.175*** (0.301)	2.979*** (0.297)
Observations	158	158	158	158
Adj. R-squared	0.00363	0.0447	0.000915	0.0263
ll	3	3	41	41
ul	66	66	31	31

Robust standard errors in parentheses

*** p<0.01, ** p<0.05, * p<0.1

See Table 2 on Coding of Variables

Coethnicfirst is a treatment order variable coded 1 if ingroup treatment is first and 0 if outgroup treatment is first. Mean = 0.49, SD = 0.50

South Kosovo = Primarily Albanian region

N. Mitrovica = Border region

North Kosovo = Primarily Serb region

Sorting, Selection, and Matching on Covariates

To increase confidence in our results we turn to matching methods as a robustness check for potential imbalances in demographics, displacement and victimization in our treatment groups. Below, we employ coarsened exact matching (Iacus, King, and Porro 2008, 2012) as a robustness check on our results about dictator giving. We conduct pairwise matching by region (South Kosovo vs. North Kosovo, South Kosovo vs. Mitrovica, and North Kosovo vs. Mitrovica). We first match on victimization (displacement, saw violence, family injured, family killed, friends injured, friends killed, personally injured) and then match on key demographics (gender, age, education, villagers). The dependent variable is the amount sent to in-groups and out-groups. Even with a reduction in sample size when matching on covariates, our results hold. We find our results are also robust to different matching techniques including propensity score matching (nearest-neighbor vs. kernel matching) (see Nichols 2007).

References

Blackwell, Matthew, Stefano M. Iacus, Gary King, and Giuseppe Porro. 2009. "cem: Coarsened exact matching in Stata." *Stata Journal* 9 (4): 524-546.

Iacus, Stefano M., Gary King, and Giuseppe Porro. "cem: Software for coarsened exact matching." (2008).

Iacus, Stefano M., Gary King, and Giuseppe Porro. 2012. "Causal inference without balance checking: Coarsened exact matching." *Political analysis* 20 (1): 1-24.

Nichols, Austin. "Causal inference with observational data." *Stata Journal* 7, no. 4 (2007): 507.

Table 3 . OLS Regression on In-group and Out-Group Dictator Giving By Region
(Pairwise Comparisons With Coarsened Exact Matching on Displacement, Victimization, and Demographics)

South Kosovo vs. North Kosovo						
Amount to...	(1) In-group	(2) In-group	(3) In-group	(4) Out-group	(5) Out-group	(6) Out-group
South Kosovo	1.207*** (0.245)	1.055*** (0.271)	0.926** (0.369)	1.490*** (0.371)	1.167*** (0.400)	1.725*** (0.538)
North Kosovo (constant)	3.205*** (0.172)	3.343*** (0.164)	3.534*** (0.270)	1.635*** (0.211)	1.910*** (0.242)	1.635*** (0.393)
CE Matching on covariates	No	Yes Displacement, victimization by violence	Yes Gender, age, education, village	No	Yes Displacement, victimization by violence	Yes Gender, age, education, village
Observations	118	107	46	118	107	46
R-squared	0.147	0.126	0.125	0.124	0.075	0.189

South Kosovo vs. Mitrovica						
Amount to...	(1) In-group	(2) In-group	(3) In-group	(4) Out-group	(5) Out-group	(6) Out-group
South Kosovo	0.600** (0.255)	0.651** (0.252)	1.677*** (0.408)	0.975** (0.380)	1.176*** (0.356)	0.0738 (0.657)
Mitrovica (constant)	3.812*** (0.185)	3.747*** (0.173)	2.783*** (0.344)	2.150*** (0.224)	1.901*** (0.244)	3.286*** (0.554)
CE Matching on covariates	No	Yes Displacement, victimization by violence	Yes Gender, age, education, village	No	Yes Displacement, victimization by violence	Yes Gender, age, education, village
Observations	80	82	35	80	82	35
R-squared	0.066	0.076	0.338	0.078	0.119	0.000

Mitrovica vs. North Kosovo						
Amount to...	(1) Ingroup	(2) Ingroup	(3) Ingroup	(4) Outgroup	(5) Outgroup	(6) Outgroup
Mitrovica	0.607** (0.252)	0.679** (0.275)	1.120*** (0.379)	0.515* (0.308)	0.558 (0.343)	0.773* (0.450)
North Kosovo (constant)	3.205*** (0.172)	3.243*** (0.160)	2.630*** (0.263)	1.635*** (0.211)	1.696*** (0.199)	1.494*** (0.312)
CE Matching on covariates	No	Yes Displacement, victimization by violence	Yes Gender, age, education, village	No	Yes Displacement, victimization by violence	Yes Gender, age, education, village
Observations	118	111	58	118	111	58
R-squared	0.041	0.053	0.135	0.020	0.023	0.050

Standard errors in parentheses
*** p<0.01, ** p<0.05, * p<0.1

Table 4. OLS Regression on In-group and Out-Group Dictator Giving By Region
(Pairwise Comparisons With Propensity Score Nearest-Neighbor Matching on Displacement,
Victimization, and Demographics)

South Kosovo vs. North Kosovo				
Amount to...	(1) Ingroup	(2) Outgroup	(3) Ingroup	(4) Outgroup
South Kosovo	1.245*** (0.296)	0.949** (0.390)	1.716*** (0.204)	2.251*** (0.315)
North Kosovo (Constant)	3.205*** (0.156)	1.635*** (0.205)	3.205*** (0.133)	1.635*** (0.205)
Nearest-Neighbor Matching on covariates	Yes Gender, age, education, village	Yes Gender, age, education, village	Yes Displacement, victimization by violence	Yes Displacement, victimization by violence
Observations	108	108	135	135
R-squared	0.143	0.053	0.346	0.278
South Kosovo vs. Mitrovica				
Amount to..	(1) Ingroup	(2) Outgroup	(3) Ingroup	(4) Outgroup
Mitrovica	-0.992*** (0.278)	-0.872* (0.472)	-0.954*** (0.235)	-1.467*** (0.405)
South Kosovo (Constant)	4.804*** (0.221)	3.022*** (0.376)	4.767*** (0.177)	3.617*** (0.306)
Nearest-Neighbor Matching on covariates	Yes Gender, age, education, village	Yes Gender, age, education, village	Yes Displacement, victimization by violence	Yes Displacement, victimization by violence
Observations	63	63	70	70
R-squared	0.173	0.053	0.196	0.162
Mitrovica vs. North Kosovo				
Amount to...	(1) Ingroup	(2) Outgroup	(3) Ingroup	(4) Outgroup
Mitrovica	0.842** (0.371)	0.944** (0.444)	0.962** (0.449)	1.550*** (0.479)
North Kosovo (Constant)	2.971*** (0.310)	1.206*** (0.372)	2.850*** (0.401)	0.600 (0.428)
Nearest-Neighbor Matching on covariates	Yes Gender, age, education, village	Yes Gender, age, education, village	Yes Displacement, victimization by violence	Yes Displacement, victimization by violence
Observations	57	57	50	50
R-squared	0.086	0.076	0.087	0.179

Standard errors in parentheses
*** p<0.01, ** p<0.05, * p<0.1

Table 5. OLS Regression on In-group and Out-Group Dictator Giving By Region
(Pairwise Comparisons With Propensity Score Kernel Matching on Displacement, Victimization, and Demographics)

South Kosovo vs. North Kosovo				
Amount to...	(1) Ingroup	(2) Outgroup	(3) Ingroup	(4) Outgroup
South Kosovo	1.171*** (0.285)	1.256*** (0.412)	1.163*** (0.268)	1.531*** (0.381)
North Kosovo (Constant)	3.205*** (0.172)	1.635*** (0.211)	3.205*** (0.172)	1.635*** (0.211)
Kernel Matching on covariates	Yes Gender, age, education, village	Yes Gender, age, education, village	Yes Displacement, victimization by violence	Yes Displacement, victimization by violence
Observations	118	118	118	118
R-squared	0.126	0.086	0.132	0.130
South Kosovo vs. Mitrovica				
Amount to...	(1) Ingroup	(3) Outgroup	(5) Ingroup	(6) Outgroup
Mitrovica	-0.556** (0.276)	-1.068*** (0.382)	-0.434 (0.284)	-0.862* (0.472)
South Kosovo (Constant)	4.369*** (0.205)	3.218*** (0.309)	4.247*** (0.215)	3.012*** (0.416)
Kernel Matching on covariates	Yes Gender, age, education, village	Yes Gender, age, education, village	Yes Displacement, victimization by violence	Yes Displacement, victimization by violence
Observations	80	80	80	80
R-squared	0.042	0.083	0.027	0.054
Mitrovica vs. North Kosovo				
Amount to...	(1) Ingroup	(2) Outgroup	(3) Ingroup	(4) Outgroup
Mitrovica	0.753*** (0.254)	0.711** (0.300)	0.569** (0.253)	0.512 (0.310)
North Kosovo (Constant)	3.059*** (0.175)	1.439*** (0.200)	3.243*** (0.174)	1.638*** (0.214)
Kernel Matching on covariates	Yes Gender, age, education, village	Yes Gender, age, education, village	Yes Displacement, victimization by violence	Yes Displacement, victimization by violence
Observations	118	118	118	118
R-squared	0.075	0.048	0.045	0.025

Standard errors in parentheses
*** p<0.01, ** p<0.05, * p<0.1

Table 6. Summary of Variables

Variable	Description	N	Mean	SD	Min	Max
Ingroup sent	Dependent Variable: Amount sent to in-group recipient (0-5 euros)	158	3.66	1.42	0	5
Outgroup sent	Dependent Variable: Amount sent to out-group recipient (0-5 euros)	158	2.14	1.87	0	5
South Kosovo	1 = South Kosovo (Gracanica region), 0 = North Kosovo or North Mitrovica	158	0.25	0.44	0	1
N. Mitrovica	1 = North Mitrovica region, 0 = not North Mitrovica	158	0.25	0.44	0	1
North Kosovo	1 = North Kosovo excluding North Mitrovica, 0 = South Kosovo and North Mitrovica	158	0.49	0.50	0	1
female	1 = female subject, 0 = male subject	158	0.53	0.50	0	1
age	age in years	158	29.2	10.4	18	62
education	1 = no formal education to 10 = advanced higher education	158	6.72	1.82	3	10
working	1 = employed full or part time or self-employed, 0 = not employed	158	0.38	0.49	0	1
village	1 = village location, 0 = urban location	158	0.51	0.50	0	1
trust Albanians	In general, how much would you say you can trust Albanians from Kosovo? 1 = Highly distrust to 4 = Highly trust	153	1.66	0.77	1	4
close to Albanians	In general, how close do you feel to Albanians from Kosovo? 1 = Not close at all to 4 = Very close	150	1.72	0.87	1	4
safe Albanians	In general, how safe do you feel (or would you feel) being around the following people: [Kosovo Albanians] 1 = not safe at all to 4 = very safe	149	1.81	0.83	1	4
fair albanians	In thinking about fairness, how likely do you think the following people would try to take advantage of you if given the chance? [Albanians from Kosovo] 1 = Definitely Yes to 4 = Definitely Not	150	1.88	0.84	1	4
saw violence	1 = saw violence during or after war	158	0.45	0.50	0	1
injured	1 = injured during or after war	158	0.18	0.38	0	1
family injured	1 = family injured during or after war	158	0.35	0.48	0	1
family killed	1 = family killed during or after war	158	0.18	0.38	0	1
friends injured	1 = friends injured during or after war	158	0.55	0.50	0	1
friends killed	1 = friends killed during or after war	158	0.42	0.49	0	1
alphaviolence	alpha index of exposure to violence using above indicators	158	0.35	0.30	0	1
violence	principle component factor index of exposure	158	0.01	0.88	-1.04	1.73

to violence using above indicators						
home damaged	1 = home damaged during or after war	158	0.38	0.49	0	1
home destroyed	1 = home destroyed during or after war	158	0.23	0.42	0	1
business damaged	1 = business damaged during or after war	158	0.32	0.47	0	1
alphadamage	alpha index of property damage using above indicators	158	0.31	0.39	0	1
damage	principle component factor index of property damage using above indicators	158	-0.39	0.86	-1.10	1.21
displaced	1 = moved to a new location because of war/violence	158	0.32	0.47	0	1

Table 7. Outgroup Dictator Giving and Indicators of Reconciliation
(OLS Regression)

VARIABLES	(1) commonstate	(2) sameleaders	(3) sameparty	(4) sametown	(5) beneighbors	(6) respectreligion	(7) treatfairly	(8) trusteachother	(9) forgivepast	(10) avoidwar
Outgroup sent	0.119*** (0.0411)	0.0915*** (0.0320)	0.0759** (0.0339)	0.0794** (0.0352)	0.0970*** (0.0358)	0.141*** (0.0393)	0.143*** (0.0352)	0.133*** (0.0349)	0.169*** (0.0418)	0.102** (0.0434)
female	-0.0107 (0.140)	0.175 (0.115)	0.137 (0.122)	0.111 (0.129)	0.179 (0.129)	-0.0239 (0.142)	0.286** (0.127)	0.0169 (0.126)	-0.0984 (0.151)	0.0867 (0.157)
age	0.0336*** (0.00786)	-0.00373 (0.00657)	-0.00521 (0.00700)	0.0188** (0.00738)	0.0242*** (0.00749)	0.0249*** (0.00816)	0.0208*** (0.00727)	0.0209*** (0.00723)	0.0193** (0.00881)	0.0262*** (0.00907)
education	0.00164 (0.0411)	-0.0536 (0.0327)	-0.0389 (0.0348)	-0.0345 (0.0368)	-0.0215 (0.0373)	-0.0122 (0.0406)	-0.0159 (0.0364)	-0.0413 (0.0361)	-0.0739* (0.0435)	-0.0128 (0.0450)
working	0.157 (0.176)	-0.300** (0.138)	-0.133 (0.146)	0.0576 (0.156)	-0.0896 (0.157)	-0.0616 (0.172)	-0.0266 (0.154)	-0.0478 (0.152)	0.122 (0.184)	0.134 (0.191)
village	0.0219 (0.155)	0.374*** (0.120)	0.368*** (0.127)	0.304** (0.135)	0.262* (0.136)	0.0600 (0.149)	0.206 (0.133)	0.300** (0.132)	0.120 (0.158)	0.0254 (0.164)
violence	-0.126 (0.0951)	-0.0970 (0.0738)	-0.0789 (0.0783)	-0.0653 (0.0834)	-0.0354 (0.0835)	0.162* (0.0925)	0.0835 (0.0826)	0.000332 (0.0814)	-0.00348 (0.0978)	0.0146 (0.101)
damage	0.111 (0.0986)	0.0410 (0.0709)	0.0445 (0.0752)	0.0942 (0.0806)	0.0345 (0.0806)	0.0206 (0.0889)	-0.102 (0.0794)	-0.0537 (0.0778)	-0.0567 (0.0937)	-0.127 (0.0972)
Constant	1.037** (0.424)	1.821*** (0.328)	1.818*** (0.352)	1.561*** (0.372)	1.311*** (0.377)	1.451*** (0.411)	1.290*** (0.370)	1.313*** (0.364)	1.643*** (0.439)	1.431*** (0.455)
Observations	155	151	150	153	152	149	148	150	150	149
R-squared	0.270	0.203	0.133	0.199	0.211	0.194	0.257	0.261	0.242	0.171
Adj. R-squared	0.230	0.158	0.0843	0.155	0.167	0.148	0.214	0.219	0.199	0.124

Robust standard errors in parenthesis

*** p<0.01, ** p<0.05, * p<0.1

See Table 2 on Variable Construction and Coding

Note: “Commonstate”, “Same leader”, “Same Party”, “Same town”, “Be Neighbors”, “Respect religion”, “Treat fairly”, “Trust each other”, “Forgive past”, “Avoid war” are based on the respondents’ response to the question “What extent do you think Kosovo Serbs and Albanians will be able to ... ” and ranges from 1 = “Definitely Not” to 4= “Definitely Yes”

Common state = live together in a common state, same leader = support the same political leaders, same party = support the same political parties, same town = live together in the same town/communities, be neighbors = live together peacefully as neighbors, respect religion = respect each other’s religion, treat fairly = treat each other fairly, trust each other = trust each other, forgive past = forgive the crimes of the past, avoid war = avoid another war.

Table 8. Serb Proximity to Albanians and Indicators of Reconciliation
(OLS Regression)

VARIABLES	(1) commonstate	(2) sameleaders	(3) sameparty	(4) sametown	(5) beneighbors	(6) respectreligion	(7) treatfairly	(8) trusteachother	(9) forgivepast	(10) avoidwar
South Kosovo	0.464** (0.197)	0.415*** (0.148)	0.406** (0.157)	0.406** (0.163)	0.534*** (0.164)	0.607*** (0.182)	0.557*** (0.164)	0.504*** (0.164)	0.501** (0.200)	0.266 (0.203)
N. Mitrovica	0.203 (0.159)	0.157 (0.140)	0.179 (0.147)	0.256 (0.158)	0.323** (0.156)	0.359** (0.174)	0.365** (0.156)	0.136 (0.156)	0.193 (0.193)	0.112 (0.197)
female	-0.0395 (0.142)	0.154 (0.115)	0.116 (0.122)	0.0881 (0.129)	0.150 (0.128)	-0.0628 (0.143)	0.242* (0.129)	-0.00745 (0.129)	-0.126 (0.157)	0.0682 (0.160)
age	0.0330*** (0.00777)	-0.00461 (0.00663)	-0.00647 (0.00702)	0.0172** (0.00741)	0.0221*** (0.00745)	0.0231*** (0.00826)	0.0191** (0.00741)	0.0198*** (0.00742)	0.0186** (0.00921)	0.0258*** (0.00930)
education	0.00644 (0.0429)	-0.0416 (0.0339)	-0.0268 (0.0357)	-0.0257 (0.0377)	-0.00790 (0.0377)	-0.000434 (0.0418)	-0.00787 (0.0379)	-0.0312 (0.0377)	-0.0718 (0.0463)	-0.0126 (0.0469)
working	0.183 (0.182)	-0.279** (0.139)	-0.116 (0.146)	0.0850 (0.156)	-0.0550 (0.155)	-0.0181 (0.172)	0.0199 (0.156)	-0.0109 (0.154)	0.184 (0.190)	0.166 (0.194)
village	0.0907 (0.161)	0.424*** (0.119)	0.414*** (0.126)	0.353*** (0.134)	0.325** (0.133)	0.148 (0.148)	0.294** (0.134)	0.379*** (0.133)	0.211 (0.164)	0.0824 (0.166)
violence	-0.133 (0.0967)	-0.100 (0.0747)	-0.0869 (0.0787)	-0.0776 (0.0837)	-0.0519 (0.0830)	0.150 (0.0936)	0.0715 (0.0844)	-0.00118 (0.0836)	-0.00506 (0.102)	0.0153 (0.104)
damage	0.103 (0.103)	0.0371 (0.0723)	0.0443 (0.0760)	0.0962 (0.0814)	0.0362 (0.0808)	0.0163 (0.0906)	-0.103 (0.0816)	-0.0691 (0.0804)	-0.0704 (0.0985)	-0.135 (0.100)
Constant	1.077** (0.434)	1.793*** (0.333)	1.771*** (0.353)	1.526*** (0.372)	1.242*** (0.375)	1.438*** (0.415)	1.311*** (0.377)	1.347*** (0.373)	1.777*** (0.457)	1.530*** (0.464)
Observations	155	151	150	153	152	149	148	150	150	149
R-squared	0.256	0.201	0.145	0.209	0.234	0.191	0.242	0.237	0.190	0.149
Adj. R-squared	0.210	0.150	0.0896	0.160	0.186	0.138	0.192	0.188	0.138	0.0936

Robust standard errors in parenthesis

*** p<0.01, ** p<0.05, * p<0.1

See Table 2 on Variable Construction and Coding

Note: “Commonstate”, “Same leader”, “Same Party”, “Same town”, “Be Neighbors”, “Respect religion”, “Treat fairly” “Trust each other”, “Forgive past”, “Avoid war” are based on the respondents’ response to the question “What extent do you think Kosovo Serbs and Albanians will be able to ... ” and ranges from 1 = “Definitely Not” to 4= “Definitely Yes”

Table 9. Trust and Proximity to Outgroup
(OLS regression)

VARIABLES	(1) Trust Albanians	(2) Close Albanians	(3) Safe Albanians	(4) Fair Albanians
South Kosovo	0.276* (0.146)	0.339** (0.165)	0.498*** (0.181)	0.351** (0.177)
N. Mitrovica	0.0534 (0.135)	0.196 (0.154)	0.00734 (0.144)	0.231 (0.151)
female	-0.172 (0.113)	-0.251* (0.136)	0.0942 (0.127)	-0.0127 (0.130)
age	0.0241*** (0.00670)	0.0230*** (0.00874)	0.0201*** (0.00666)	0.0194*** (0.00693)
education	-0.0666** (0.0320)	-0.0414 (0.0366)	0.00181 (0.0388)	-0.0587 (0.0404)
working	0.0151 (0.148)	-0.0337 (0.168)	-0.0722 (0.143)	-0.0626 (0.149)
village	0.174 (0.124)	0.184 (0.131)	0.353*** (0.127)	0.140 (0.131)
violence	-0.00655 (0.0700)	-0.0724 (0.0853)	-0.00965 (0.0785)	-0.0762 (0.0815)
damage	-0.0927 (0.0739)	-0.151* (0.0827)	-0.102 (0.0719)	-0.103 (0.0822)
Constant	1.291*** (0.332)	1.200*** (0.368)	0.848** (0.362)	1.500*** (0.411)
Observations	153	150	149	150
R-squared	0.269	0.238	0.223	0.195
Adj. R-squared	0.223	0.189	0.172	0.144

Robust standard errors in parentheses

*** p<0.01, ** p<0.05, * p<0.1

See Table 2 on Variable Construction and Coding

Table 10. Outgroup Giving and Perceptions of Albanians
(OLS Regression)

VARIABLES	(1) Trust Albanians	(2) Close Albanians	(3) Safe Albanians	(4) Fair Albanian
Outgroup sent	0.0824** (0.0316)	0.116*** (0.0340)	0.0790** (0.0376)	0.0760** (0.0370)
female	-0.156 (0.112)	-0.223* (0.131)	0.0900 (0.127)	0.00599 (0.130)
age	0.0242*** (0.00656)	0.0232*** (0.00860)	0.0213*** (0.00703)	0.0203*** (0.00679)
education	-0.0689** (0.0306)	-0.0388 (0.0359)	-0.0188 (0.0365)	-0.0639* (0.0384)
working	-0.00133 (0.144)	-0.0587 (0.162)	-0.0928 (0.154)	-0.0746 (0.145)
village	0.127 (0.119)	0.118 (0.129)	0.301** (0.131)	0.0891 (0.133)
violence	-0.00853 (0.0673)	-0.0691 (0.0825)	-0.0121 (0.0810)	-0.0673 (0.0798)
damage	-0.0803 (0.0718)	-0.147* (0.0806)	-0.0784 (0.0738)	-0.104 (0.0783)
Constant	1.239*** (0.332)	1.092*** (0.355)	0.959*** (0.342)	1.515*** (0.392)
Observations	153	150	149	150
R-squared	0.286	0.271	0.192	0.192
Adj. R-squared	0.246	0.230	0.146	0.146

Robust standard errors in parentheses

*** p<0.01, ** p<0.05, * p<0.1

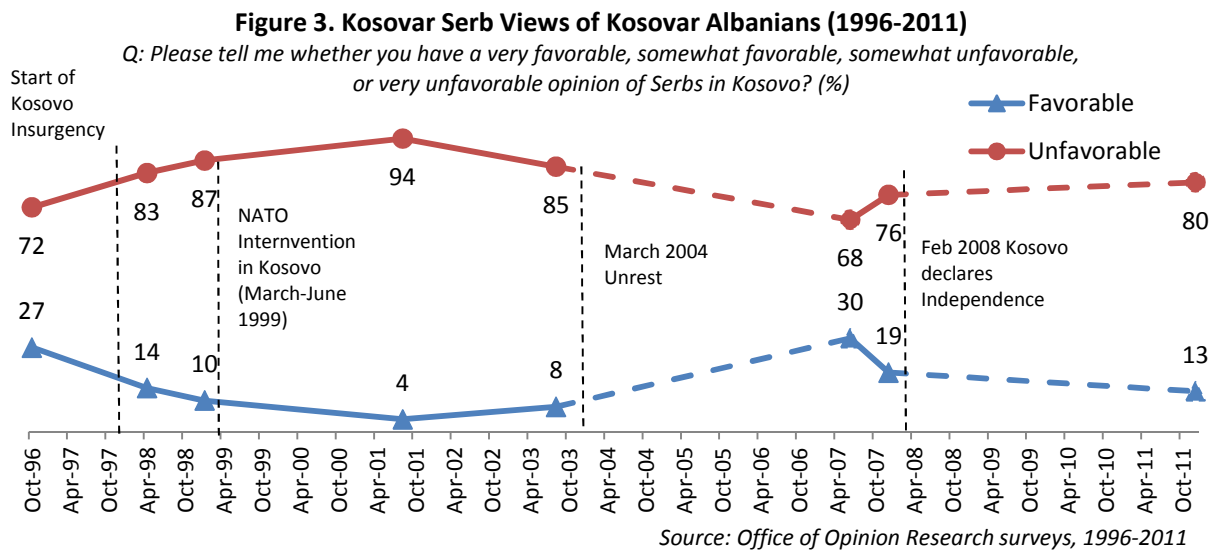
See Table 2 on Variable Construction and Coding

Baselines

Table 11. Survey Baselines of Ethnic Tolerance by Region (1996-1999)

Serbs	Views of Albanians								
	Oct-1996			Apr-98			Jan-99		
Region	Mean	SD	N	Mean	SD	N	Mean	SD	N
North Kosovo	2.95	1.191	58	3.11	1.06	134	3.37	.81	155
South Kosovo	3.15	.991	195	3.77	.53	159	3.75	.54	136
Total	3.10	1.041	253	3.47	.88	293	3.55	.80	291

The ethnic favorability question reads “Now I would like to ask your overall opinion of people from different nationalities. For each nationality please say whether you have a very favorable, somewhat favorable, somewhat unfavorable, or very unfavorable opinion of [Albanians living in Kosovo]” Respondents in the survey were asked to rate their opinion of Serbs and Albanians on a 1-4 scale where 1 indicates “favorable” and 4 indicates “unfavorable”.



Experimental Protocol

Administrator's Script (Instructions for the Dictator Game)

BEFORE THE SESSION

Local Administrator and Assistant rehearse the script, and prepare the session room. There must be sufficient space to accommodate participants and to assure that each participant has enough space to work in comfort and relative privacy. One person per table or desk. Do not crowd subjects!

The Administrator prepares the forms.

CHECK-IN

As participants arrive, they are greeted at the entrance to the session room. They are asked to show their letter of invitation [FORM "LETTER OF INVITATION"] to participate in the session. Because this letter will have been hand delivered by either the administrator him/herself or one of the other local interviewers, someone will be able to guarantee that the person with the letter is, in fact, the person who received the letter.

The administrator will then give each respondent a consent form to read. [FORM "LETTER OF CONSENT"] The respondent may then choose to leave, indicating lack of consent. Respondents who stay have consented to participate by agreeing to stay.

The administrator assigns each respondent who has agreed to stay a unique ID number printed on an index card, and assigns them to a seat. Each person should have their own separate table to work.

INTRODUCTION

Welcome. Thank you for coming today. My name is ***. Thank you for agreeing to participate in this study. Your participation in this study is voluntary. As you know you will receive a payment of 10 euros today for your participation. You also have the opportunity to receive up to 10 additional euros based on the tasks involved in today's activity. Please understand that we will be providing all money and at no time will we ask you for money so do not worry.

Now, let me tell you a little about this research project. This is an international scientific research project, and the questions that you will answer and the tasks you will perform have been asked of people all over the world. The purpose of the project is to understand how people of different ethnicity, cultures, and backgrounds make decisions, interact with other people, and how their decisions are affected by the conditions where they live. We are going to ask you to

make decisions about money. These decisions will involve not only you but also other people in Kosovo.

In this project, I will serve not only as the administrator of this session, but also as your local contact, in case you ever have questions about the progress of the study or your involvement. Standing over there is my assistant. He/she will pass out the forms and materials that you will use.

You will participate in two main types of tasks today. You will receive different forms for each task. In one task, you will be asked to make several decisions about how to allocate money. In each of these tasks, you will have to decide how to allocate a sum of money between yourself and someone else or a group of people. These other people will not be in this room, but they will be future participants in this study, and they will all be from Kosovo.

The other task will be to complete a survey, which asks questions from general international social surveys on public opinion, attitudes, and basic social data. Rest assured that we will not ask you to provide any information that could be used to identify you as a participant in this study.

Before we begin there are several rules we would like you to keep in mind:

First, you should not talk with one another or look at anyone else's work.

Second, please listen to all instructions that I give you. This is very important. If you follow the instructions carefully you might make a considerable sum of money.

Third, we will be handing out many different forms to you. Please do not begin filling out or looking at those forms until I ask you to do so.

Finally, you just received a card with an ID number on it. Please turn it upside down. Do not show that number to anyone else except myself or one of my assistants.

Do you have any questions? If not, let's begin!

Decision-Making Tasks

First, we will do a series of decision-making tasks. Please pay attention because you can earn money if you listen closely and follow instructions. The assistant will come around to each of you and hand you a survey booklet and a pen. The first thing you will need to do is to copy the ID number on the card you were given on the front of the survey booklet. Do not open the booklet until I instruct you to do so. We will go through each question together as a group. I will read each question aloud and you will circle the appropriate answer.

In the following tasks you will be asked to make decisions involving money. In a typical task, you will have a specific amount of money and then you must decide how much to keep for yourself and how much to give to another person or group of people. These people are not physically present in this room today, but they will be participating in a future session somewhere in Kosovo. Like you, they will be randomly selected to participate in the study. For every decision you make today, the other person or persons will either be [Albanians or Serbs from Kosovo].

For each task you will make a series of decisions. Then at the end, we will role a dice to see for which task you will be paid. Because you do not know which task is the one for which you are paid, it is extremely important to pay attention to the instructions for every decision.

Task 1

Your first task is to decide how to allocate 5 euros between yourself and someone else. You have to decide how much to keep for yourself and how much to send to another person.

First, look at the information below to see whether the other person is an [Albanian or Serb from Kosovo]. This person is not physically present in this room today, but they will be participating in a future session somewhere in Kosovo.

Then look at the column below to decide how much to send. You can send any amount from 0 to up to 5 euros. Whatever you decide to keep for yourself we will pay you if this is the task that is selected for payment. Whatever you send to another person, we will give them at a future session. Remember, you can do whatever you wish.

For example:

You could keep [5 euros and give 0 to the other person].

You could keep [4 euros and give 1 to the other person].

You could keep [3 euros and give 2 to the other person].

You could keep [2,50 euro and give 2,50 euro to the other person]

You could keep [2 euro and give 3 euro to the other person]

You could keep [1 euro and give 4 euro to the other person]

You could keep [0 euros and give 5 euros to the other person].

You can do anything you wish. (Repeat using other examples).

Do you understand? Just remember to pay attention to whom you are sending money. Please make your decision by circling the amount of money you want to send. Please make your decision now.

[Randomize order of Tasks for Ingroup and Out-group. Repeat Instructions.]

NOTE: Subjects complete additional tasks following this experiment including a survey. This is the only experiment discussed in this manuscript and it was the first experiment in the protocol.

Selection Tasks for Payment

We will now select one of the tasks for payment by rolling a six-sided dice. Once the task is selected, we will come around and collect your booklets and calculate your payments. While we are calculating your payment, you will complete a survey. We will call you one at a time to receive your payment once the survey is completed.

Survey Task

Now we would like you to answer a few questions about your background and opinions on a wide range of issues. The assistant will come around to each of you and hand you a survey booklet. The first thing you will need to do is to copy the ID number on the card you were given on the front of the survey booklet. Do not open the booklet until I instruct you to do so. We will go through each question together as a group. I will read each question aloud and you will circle the appropriate answer. Please do not read ahead. Answer only the question that I am reading to you, and be patient if others take more time. If you have questions, please raise your hand, and I will come to you. Please do not say your answers to questions aloud, because it will influence what others think. And you may all disagree about the answers to some of the questions. When everyone is finished, the assistant will collect the survey booklets and we will call you one at a time to receive your payment for participating in this project.

CONCLUSION

This concludes our study. I want to thank everyone for your participation. The tasks that you engaged in here are valuable for our research. You are now free to leave. Please leave all materials here including all pens and paper. We thank you for participating in our study, and please feel free to contact us in the future if you have any questions. Our contact information is provided on your invitation letter and consent form. However, please feel free to stay if you have any further questions. Thank you again and have a good day.

TASK 1

How much money do you want to send to?



Serb from Kosovo

Amount to Send
€0
€0,50
€1,00
€1,50
€2,00
€2,50
€3,00
€3,50
€4,00
€4,50
€5,00

How much money do you want to send to?



Albanian from Kosovo

Amount to Send
€0
€0,50
€1,00
€1,50
€2,00
€2,50
€3,00
€3,50
€4,00
€4,50
€5,00

LETTER OF INVITATION

This letter of invitation confirms that you have been selected to participate in an international scientific research project. The purpose of the project is to understand how people of different cultures and backgrounds make decisions, interact with other people, and how they are affected by the conditions in their local environment. To date, research on these questions has been conducted in many places around the world, and now the project is coming here as well. You should know that although you were selected at random to receive this invitation letter, your participation is extremely valued and important to the success of this international research project in Kosovo. All that we ask from you is to come to the public location on the given day and time specified below, at which point you will be asked to complete a short survey and take part in a series of decision-making exercises. In the survey and exercises you will be asked to respond to some standard questions which have been asked of people throughout the world. We just want to know more about how you think and how you make decisions in your day to day life. We also guarantee that your identity and your answers to our questions will remain completely anonymous and confidential. At no point in the course of the survey session will you be required to use your name, address, or telephone number on any of the survey forms.

In total, we estimate that it will take between 1 and 2 hours to complete the survey and decision-making exercises. Because we understand that your time is valuable, we will pay you to participate in this project. We have built into the decision-making exercises opportunities for you to earn money based on your decisions. Participants in this project can earn up to **20 euros** and are guaranteed a minimum of **10 euros** for their participation in the study.

We thank you for your time and we look forward to seeing you at the following place, date, and time:

Location of Survey Session:-----

Date:----- Time:-----

If you have any questions, please feel free to contact our local representative

Name:----- Telephone:-----

Recommended Reporting Standards for Experiments (A Checklist)

A. Hypotheses

- Specific objectives or hypotheses.
 - What question(s) was (were) the experiment designed to address?

Do ethnic Serbs with greater proximity to Albanians demonstrate greater in-group/outgroup altruism than those who are more removed from contact with Albanians in enclaves?

- What are the specific hypotheses to be tested?

Using experiments, our study will test the following hypotheses about group behavior after violence: 1) Increasing partition or physical separation of a group lowers incentives for pro-sociality toward the rival group. This hypothesis examines the effects of partition/integration strategies on bridging inter-group norms. We also consider the impact of partition/integration strategies on intragroup bonding: 2) increasing partition or physical separation of the group lowers incentives for pro-sociality within the group.

B. Subjects and Context

- Eligibility and exclusion criteria for participants.
 - Why was this subject pool selected? Who was eligible to participate in the study?

Adult Serbs age 18 and up. No exclusion criteria.

What would result in the exclusion of a participant? Were any aspects of recruitment changed (such as the exclusion criteria) after recruitment began?

- Procedures used to recruit and select participants.
 - If there is a survey: Identify the survey firm used and describe how they recruit respondents.

Participants were recruited by UBO Consulting of Pristina using ethnic Serb recruiters.

- Recruitment dates defining the periods of recruitment and when the experiments were conducted.

Experiments were conducted between March 5-16, 2011. Recruitment took place 1 week prior to the experimental session date with follow-up contact on the day before and day of the experimental session.

- Also list dates of any repeated measurements as part of a follow-up.
- Settings and locations where the data were collected.

Experiments were conducted in groups of 20.

- In the field, lab, classroom, or some other specialized setting?

Experiments were conducted in school classrooms, hotel conference rooms, restaurant banquet rooms, and administrative offices. Each participant had a desk and a small privacy screen from which to work.

- If there is a survey: Provide response rate and how it was calculated.

The research firm used stratified, random sampling methods to recruit subjects. Turnout was generally high due to monetary incentives. Subjects were promised 10 euro as a show-up fee. A total of 200 participants were contacted and agreed to participate in the study. 158 took part in the study for a turnout rate of 79%. The firm indicated that refusal/non-response rates averaged around 30%. This was determined simply by averaging unsuccessful contact attempts to total contact attempts for each location. The firm did not provide more specific data on failed contact attempts or repeated contact attempts (refusal vs. knocking on doors where no one answered after repeated return visits).

C. Allocation Method

- Details of the procedure used to generate the assignment sequence (e.g., randomization procedures).

All subjects completed the same tasks but treatment order was randomized.

D. Treatments

- Description of the interventions in each treatment condition, as well as a description of the control group.
 - Descriptions should be sufficient to allow replication: Summary or paraphrasing of experimental instructions in the article text; verbatim instructions and/or other treatment materials provided in an appendix.
- How and when manipulations or interventions were administered.

See administrator's script above.

- Method of delivery: Pen-and-paper vs. computer or internet vs. face-to-face communication vs. over the telephone.

Pen-and-paper with verbal instructions from a local ethnic Serb administrator.

- If computerized, the software should be described and cited. (If possible, programs should be included in appendix so as to be available for purposes of replication.)
- For lab experiments (and other experiments, when relevant):
 - Report the number of repetitions of the experimental task and the group rotation protocol. Report the ordering of treatments for within-subject designs. Any piggybacking of other protocols should be reported. Report any use of experienced subjects or subjects used in more than one session or treatment.

No repetition. Order of in-group and out-group treatment was randomized.

- Time span: How long did each experiment last? How many sessions were subjects expected to attend? If there were multiple sessions, how much time passed between them?
- Total number of sessions conducted and number of subjects used in each session.

The experiment took approximately 15 minutes to administer. There were 8 group sessions of 20 participants per session between March 5-16, 2011.

- Was deception used?
- Treatment fidelity: Evidence on whether the treatment was delivered as intended.

The instructions on payoffs are clear in the protocols. Subjects were asked to send money to in-group/out-group participants. The money subjects sent went to future participants in the study (in-group and out-group) based on a random selection method used for payoffs. Hence, subjects only received money if this task was selected for payoff.

- Report any instructional anomalies or inaccuracies.
- Were subjects given quizzes on the experimental instructions?

Subjects were prompted by the administrator with examples for possible decisions (see protocols).

- Were there practice rounds? If so, how many and what were the results?

No practice rounds.

- Did subjects complete a post-experiment debriefing, interview, or questionnaire? If so, is there evidence that subjects understood the instructions and treatments?

Subjects completed a post-experiment survey, but the survey did not reference experimental behavior.

- Did the experimental team observe aspects of the intervention?

One author was present outside or in an adjacent room during the experiment but not in the room. Subjects were not made aware of the identity or presence of the author. The focus was on the local Serb administrator who read from a standard script.

- Provide description of manipulation checks, if any.
- Were incentives given? If so, what were they and how were they administered.

Subjects received a 10 euro show-up fee, which was paid after the completion of the experiments and survey. The show up fee was necessary to encourage Serbs to participate and reduce sampling bias due to high refusal rates, which are common in surveys of Kosovo Serbs.

E. Results

1. Outcome Measures and Covariates

- Provide precise definition of all primary and secondary measures and covariates.
 - For indices, provide exact description of how they are formed. For survey items provide exact question wording in an appendix. Please provide a copy of the complete survey questionnaire (in an on-line appendix if it is long).
- Clearly state which of the outcomes and subgroup analyses were specified prior to the experiment and which were the result of exploratory analysis.

See attached summary description of variables in Table 2.

2. Complete CONSORT Participant Flow Diagram

- An example of a CONSORT flow diagram is attached. The flow diagram records the initial
3
number of subjects deemed eligible for the experiment and all losses of subjects during the course

of the experiment. The flow chart follows the subjects from initial recruitment to the sample used in the main analyses, providing readers clear information on the amount of attrition and exclusions. The chart also reports the portion of each treatment group that received the allocated intervention and if not, why this was not accomplished. Naturally, in the event that there is zero or very trivial non-compliance with group assignment or zero or very trivial attrition, researchers may decide it is more convenient to report the information that would otherwise be shown in the CONSORT diagram in the text and omit the diagram.

There was no attrition. Everyone who came to the experimental session completed the entire protocol. 200 people were recruited for the study, of which 158 showed up to the experimental session for a turnout rate of 79%. The refusal rate was estimated at 30% by local recruiters.

3. Statistical Analysis

- Researchers will conduct statistical analysis and report their results in the manner they deem appropriate. We recommend that this reporting include the following:
 - Report sample means and standard deviations for the outcome variables using intent-to-treat (ITT) analysis (means for the entire collection of subjects assigned to a group, whether the treatment is successfully delivered or not).

Means, standard deviations are reported for each treatment group.

- If there is attrition, discuss reasons for attrition and examine if attrition is related to pretreatment variables.

There was no attrition. Subjects were told they could refuse to answer questions. Subjects were told they would still receive the 10 euro show-up fee in any case.

- Report for other missing data (not outcome variables):
 - Frequency or percentages of missing data by group.
 - Methods for addressing missing data (e.g., listwise deletion, imputation methods).
 - For each primary and secondary outcome and for each subgroup, provide a summary of the number of cases deleted from each analysis and rationale for dropping the cases.

There are no missing data for experimental outcome variables. Missing data is only a minor issue in the survey for some questions. This could be because subjects refused to answer a question or because they simply neglected to answer a question in the self-administered questionnaire.

- For survey experiments: Describe in detail any weighting procedures that are used.

No weighting

F. Other Information

- Was the experiment reviewed and approved by an IRB?

IRB approval was granted on 2/16/2011.

- If the experimental protocol was registered, where and how can the filing be accessed?
- What was the source of funding? What was the role of the funders in the analysis of the

experiment?

Funded by a U.S. Fulbright grant.

- Were there any restrictions or arrangements regarding what findings could be published?
Any funding sources where conflict of interest might reasonably be an issue?

No conflict of interest is apparent to me with the U.S. Fulbright program and this study. Funding was sole-sourced by Fulbright-IIE.

- If a replication data set is available, provide the **URL**.

Replication data will be provided at the journal's website.